




2022024 GN Mini 1 Rainbow Kidz U10+U9




U10 GREEN BOYS

Box 1

				1.	2.	3.	4.	5.
TSA131169			1. LETSAPA Tshenolo		4-3	5-2	3-2	2-4
TSA131193			2. KHANSEFID Matt	3-4		5-2	2-6	5-3
TSA111646	GN		3. NEUHOFF Louis	2-5	2-5		1-7	0-4
TSA131102	GN		4. SWART Dietmar	2-3	6-2	7-1		5-3
TSA111749	GN		5. TLHATLHA Kgosietsile	4-2	3-5	4-0	3-5	


Standings	Points	Wins	Losses	Sets	Games
1. Dietmar SWART	0	3	1	3 - 1 (75%)	20 - 9 (68.97%)
2. Matt KHANSEFID	0	2	2	2 - 2 (50%)	15 - 15 (50%)
3. Tshenolo LETSAPA	0	3	1	3 - 1 (75%)	14 - 11 (56%)
4. Kgosietsile TLHATLHA	0	2	2	2 - 2 (50%)	14 - 12 (53.85%)
5. Louis NEUHOFF	0	0	4	0 - 4 (0%)	5 - 21 (19.23%)

Box 2

				1.	2.	3.	4.	5.
TSA121406	GC		1. MORGAN Jan		3-7	7-0	3-6	2-7
TSA131199	GC		2. BOTHA Marais	7-3		1-6	5-4	1-7
TSA121212	GN		3. BRECHER Ruben	0-7	6-1		7-2	7-1
TSA121184	GN		4. JORDAAN Caleb	6-3	4-5	2-7		4-5
TSA131168			5. GABELANE Unathi	7-2	7-1	1-7	5-4	




Standings	Points	Wins	Losses	Sets	Games
1. Ruben BRECHER	0	3	1	3 - 1 (75%)	20 - 11 (64.52%)
2. Unathi GABELANE	0	3	1	3 - 1 (75%)	20 - 14 (58.82%)
3. Caleb JORDAAN	0	1	3	1 - 3 (25%)	16 - 20 (44.44%)
4. Jan MORGAN	0	1	3	1 - 3 (25%)	15 - 20 (42.86%)
5. Marais BOTHA	0	2	2	2 - 2 (50%)	14 - 20 (41.18%)

Box 3

				1.	2.	3.	4.	5.	6.
TSA121155	GE		1. KELLY Kaleb		7-1	4-5	1-7	7-0	5-3
TSA121542	GC		2. MOKOENA-AKWIWU Thoriso	1-7		2-4	0-7	7-0	0-7
TSA131161	GN		3. MADER Stiaan	5-4	4-2		1-6	7-0	4-4
TSA121380	GN		4. MEYER Charl	7-1	7-0	6-1		7-0	4-3
TSA871344			5. 2 Alternate	0-7	0-7	0-7	0-7		0-7
TSA121456	GN		6. LUTTIG Aldo	3-5	7-0	4-4	3-4	7-0	

Standings	Points	Wins	Losses	Sets	Games
1. Charl MEYER	0	5	0	5 - 0 (100%)	31 - 5 (86.11%)
2. Aldo LUTTIG	0	3	2	3 - 2 (60%)	24 - 13 (64.86%)
3. Kaleb KELLY	0	3	2	3 - 2 (60%)	24 - 16 (60%)
4. Stiaan MADER	0	3	2	3 - 2 (60%)	21 - 16 (56.76%)
5. Thoriso MOKOENA-AKWIWU	0	1	4	1 - 4 (20%)	10 - 25 (28.57%)
6. Alternate 2	0	0	5	0 - 5 (0%)	0 - 35 (0%)

Box 4

				1.	2.	3.	4.	5.	6.	
TSA131162	GC		1.	NCUBE Jordan- Malakai		8-0	7-0	1-6	3-4	4-5
TSA141279	GE		2.	FOURIE Kieran	0-8		1-6	0-7	2-8	3-4
TSA131201	GN		3.	VAN SCHALKWYK CJ	0-7	6-1		5-2	6-1	6-1
TSA131200	GN		4.	FERREIRA Henro	6-1	7-0	2-5		4-3	0-7
TSA830509	GN		5.	JANSE VAN RENSBURG Andre	4-3	8-2	1-6	3-4		6-2
TSA121524	NWP		6.	VICTOR Xavier	5-4	4-3	1-6	7-0	2-6	

Standings	Points	Wins	Losses	Sets	Games
1. CJ VAN SCHALKWYK	0	4	1	4 - 1 (80%)	23 - 12 (65.71%)
2. Jordan- Malakai NCUBE	0	2	3	2 - 3 (40%)	23 - 15 (60.53%)
3. Andre JANSE VAN RENSBURG	0	3	2	3 - 2 (60%)	22 - 17 (56.41%)
4. Henro FERREIRA	0	3	2	3 - 2 (60%)	19 - 16 (54.29%)
5. Xavier VICTOR	0	3	2	3 - 2 (60%)	19 - 19 (50%)
6. Kieran FOURIE	0	0	5	0 - 5 (0%)	6 - 33 (15.38%)

1/2 Playoff

Dietmar SWART	
Charl MEYER	Charl MEYER
	17-16
Ruben BRECHER	Ruben BRECHER
	12-5
CJ VAN SCHALKWYK	Ruben BRECHER
	12-5

3/4 Playoff

Dietmar SWART	
CJ VAN SCHALKWYK	Dietmar SWART
	13-8

5/6 Playoff

Matt KHANSEFID	
Aldo LUTTIG	Aldo LUTTIG
	4-3
Unathi GABELANE	Unathi GABELANE
	4-3
Jordan- Malakai NCUBE	Unathi GABELANE
	6-1

7/8 Playoff

Matt KHANSEFID	
Jordan- Malakai NCUBE	Matt KHANSEFID 4-3

9/10 Playoff

Tshenolo LETSAPA	
Kaleb KELLY	Kaleb KELLY 4-3
Caleb JORDAAN	Caleb JORDAAN 4-3
Andre JANSE VAN RENSBURG	Caleb JORDAAN 5-2

11/12 Playoff

Tshenolo LETSAPA	
Andre JANSE VAN RENSBURG	Tshenolo LETSAPA 6-1


13/14 Playoff

Kgosietsile TLHATLHA	
Stiaan MADER	Kgosietsile TLHATLHA 5-2
Jan MORGAN	Kgosietsile TLHATLHA 4-3
Henro FERREIRA	Jan MORGAN 4-3

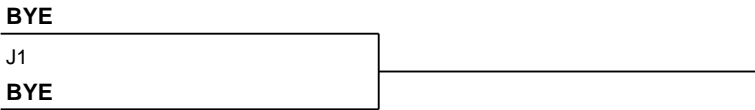
15/16 Playoff

Stiaan MADER	
Henro FERREIRA	Stiaan MADER 5-2


17/18 Playoff



19/20 Playoff



21/22 Playoff



23/24 Playoff

