





2022037 Gauteng East Autumn Rainbow Kidz U10





U10 Green Boys Ball

Box 1

				1.	2.	3.	4.	5.	6.	
TSA131169			1.	LETSAPA Tshenolo		6-1	3-4	7-0	4-3	4-3
TSA131862	GN		2.	WILLIAMS Ronan	1-6		4-3	7-0	2-5	1-6
TSA131101	GC		3.	JOYCE Cole	4-3	3-4		7-0	3-4	1-6
			4.	TUCKER Peter	0-7	0-7	0-7		0-7	0-7
TSA121380	GN		5.	MEYER Charl	3-4	5-2	4-3	7-0		3-4
TSA121148	GN		6.	DE WET Zander	3-4	6-1	6-1	7-0	4-3	

Standings	Points	Wins	Losses	Sets	Games
1. Zander DE WET	8	4	1	4 - 1 (80%)	26 - 9 (74.29%)
2. Tshenolo LETSAPA	8	4	1	4 - 1 (80%)	24 - 11 (68.57%)
3. Charl MEYER	6	3	2	3 - 2 (60%)	22 - 13 (62.86%)
4. Cole JOYCE	4	2	3	2 - 3 (40%)	18 - 17 (51.43%)
5. Ronan WILLIAMS	4	2	3	2 - 3 (40%)	15 - 20 (42.86%)
6. Peter TUCKER	0	0	5	0 - 5 (0%)	0 - 35 (0%)

Box 2

				1.	2.	3.	4.	5.	6.
	GC		1. BLIXELL Henry		1-6	1-6	3-4	7-0	0-7
TSA131078	GC		2. CONNELLAN Matthew	6-1		0-7	2-5	7-0	2-5
TSA121155	GE		3. KELLY Kaleb	6-1	7-0		6-1	7-0	2-5
TSA121752	GC		4. VENTER James	4-3	5-2	1-6		7-0	0-7
TSA131091	GN		5. DODD Aiden	0-7	0-7	0-7	0-7		1-6
TSA131168			6. GABELANE Unathi	7-0	5-2	5-2	7-0	6-1	

Standings	Points	Wins	Losses	Sets	Games
1. Unathi GABELANE	10	5	0	5 - 0 (100%)	30 - 5 (85.71%)
2. Kaleb KELLY	8	4	1	4 - 1 (80%)	28 - 7 (80%)
3. James VENTER	6	3	2	3 - 2 (60%)	17 - 18 (48.57%)
4. Matthew CONNELLAN	4	2	3	2 - 3 (40%)	17 - 18 (48.57%)
5. Henry BLIXELL	2	1	4	1 - 4 (20%)	12 - 23 (34.29%)
6. Aiden DODD	0	0	5	0 - 5 (0%)	1 - 34 (2.86%)

Box 3

				1.	2.	3.	4.	5.	6.
TSA131100	GC		1.	JOYCE Zachary		7-0	7-0	7-0	4-3
			2.	DORLAND Leon	0-7		4-3	3-4	1-6
TSA131163	GC		3.	TARRY Jude	0-7	3-4		6-1	1-6
TSA141091			4.	JACKSON Rhys	0-7	4-3	1-6		0-7
	GN		5.	BUTLER Leo	3-4	6-1	6-1	7-0	
TSA131161	GN		6.	MADER Stiaan	3-4	7-0	4-3	5-2	2-5

Standings	Points	Wins	Losses	Sets	Games
1. Zachary JOYCE	10	5	0	5 - 0 (100%)	29 - 6 (82.86%)
2. Leo BUTLER	8	4	1	4 - 1 (80%)	27 - 8 (77.14%)
3. Stiaan MADER	6	3	2	3 - 2 (60%)	21 - 14 (60%)
4. Jude TARRY	2	1	4	1 - 4 (20%)	13 - 22 (37.14%)
5. Leon DORLAND	2	1	4	1 - 4 (20%)	8 - 27 (22.86%)
6. Rhys JACKSON	2	1	4	1 - 4 (20%)	7 - 28 (20%)

Box 4

				1.	2.	3.	4.	5.	6.
TSA131199	GC		1.	BOTHA Marais		7-0	2-5	7-0	7-0
TSA121455	GC		2.	DOSTAS Alexandros	0-7		2-5	7-0	1-6
TSA131145	GC		3.	KASAHARA Takuto	5-2	5-2		7-0	4-3
TSA141279	GE		4.	FOURIE Kieran	0-7	0-7	0-7		2-5
TSA121456	GN		5.	LUTTIG Aldo	0-7	6-1	3-4	5-2	
TSA121319	GN		6.	MODIBA Kgolofelo	0-7	2-5	0-7	5-2	3-4

Standings	Points	Wins	Losses	Sets	Games
1. Takuto KASAHARA	10	5	0	5 - 0 (100%)	28 - 7 (80%)
2. Marais BOTHA	8	4	1	4 - 1 (80%)	30 - 5 (85.71%)
3. Aldo LUTTIG	6	3	2	3 - 2 (60%)	18 - 17 (51.43%)
4. Alexandros DOSTAS	4	2	3	2 - 3 (40%)	15 - 20 (42.86%)
5. Kgolofelo MODIBA	2	1	4	1 - 4 (20%)	10 - 25 (28.57%)
6. Kieran FOURIE	0	0	5	0 - 5 (0%)	4 - 31 (11.43%)

1/2 Playoff

Zander DE WET

Zachary JOYCE	Zachary JOYCE
Zachary JOYCE	4-3
Unathi GABELANE	Zachary JOYCE
Unathi GABELANE	4-3
Takuto KASAHARA	Unathi GABELANE
Takuto KASAHARA	6-1

3/4 Playoff

Zander DE WET	
Takuto KASAHARA	Takuto KASAHARA
	4-3

5/6 Playoff

Tshenolo LETSAPA	
Leo BUTLER	Leo BUTLER
	6-1
Kaleb KELLY	Marais BOTHA
	4-3
Marais BOTHA	Marais BOTHA
	4-3

7/8 Playoff

Tshenolo LETSAPA	
Kaleb KELLY	Tshenolo LETSAPA
	4-3

9/10 Playoff

Charl MEYER	
Stiaan MADER	Charl MEYER
	5-2
James VENTER	Charl MEYER
	5-2
Aldo LUTTIG	James VENTER
	5-2

11/12 Playoff

Stiaan MADER	
Aldo LUTTIG	Aldo LUTTIG
	4-3

13/14 Playoff

Cole JOYCE		
Jude TARRY	Cole JOYCE	
	5-2	
Matthew CONNELLAN		Cole JOYCE
		5-2
Alexandros DOSTAS	Alexandros DOSTAS	
	6-1	

15/16 Playoff

Jude TARRY	
Matthew CONNELLAN	Matthew CONNELLAN
	4-3

17/18 Playoff

BYE		
I1	BYE	
BYE		
	I3	
BYE		
I2	BYE	
BYE		

19/20 Playoff

BYE	
J1	
BYE	

21/22 Playoff

BYE		
K1	BYE	
BYE		
	K3	
BYE		
K2	BYE	
BYE		

23/24 Playoff

BYE

L1

BYE